

# MECHANICAL LOCK

*The highest quality, longest lasting product we offer.*



## MECHANICAL LOCK

The highest quality, longest lasting product we offer, panels are mechanically folded together using an automatic seamer, creating a seam that is virtually impossible to break. Roof panels can be attached to the roof deck using a floating clip system, allowing the panels to move with the elements while ensuring a secure, permanent hold on the roof deck. Available with strengthening ribs and striations, for aesthetic uniqueness and additional strength.

## ABOUT TRIMET

Trimet Building Products delivers with speed, service and accuracy every single time. Our abundance of equipment and inventory ensure quick turn-around times and precise high quality results. Our people simply love to help. Trust Trimet to handle all your light gauge manufacturing needs.

**t** 403-243-5775

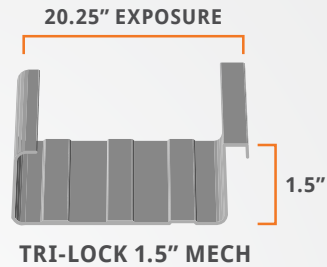
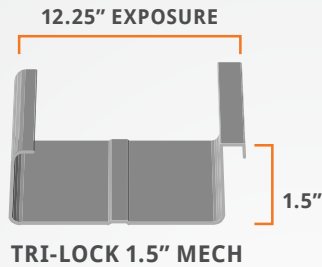
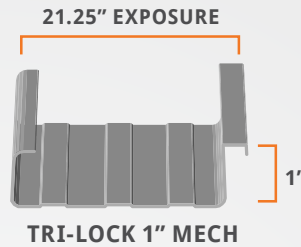
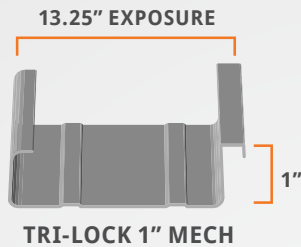
**f** 403-243-9877

sales@trimet.ca

www.trimet.ca

#4, 4545 - 54 Ave SE Calgary, AB T2C 2L9

# TRI-LOCK MECH ROOFING PANEL



Available in 26 ga, 24 ga, and 22 ga

Profiles 1" Rib Height - Exposure Options - 13.25" 17.25" 21.25"

Profiles 1.5" Rib Height - Exposure Options 12.25" 16.25" 20.25"

## APPLICATIONS

- Recommended ROOF installation over a solid substrate with:
  - Synthetic underlayment
  - Ice and water Shield High Temp

*Note: Check the Manufacture's Underlayment Specifications to Ensure Compatibility with Metal*

- Minimum ROOF Slope 3/12 or Greater for 1" High Rib
- Minimum ROOF Slope 2/12 or Greater for 1.5" High Rib

## NOTCHING OPTION

Trimet offers an option to have the panels notch to allow the installer to hook the eave edge rather than screwing down the face of the panel.

## FLOATING AND FIXED CLIPS

Trimet offers two options for clips:

1. **Floating Clip:** To allow maximum movement for expansion and contraction
2. **Fixed Clip:** Simple and quick to install

t 403-243-5775

f 403-243-9877

sales@trimet.ca

www.trimet.ca

\*INSTALL ALL ROOFING AND SIDING MATERIALS ACCORDING TO YOUR LOCAL BUILDING CODES\*

